




# SYSTEM REM-06 VERTICAL

## PANTILE ROOF II



**Art. 0109**  
Mounting Rail  
Measurements: 31x50  
Length: 6200mm, 3100mm, 2070mm  
Joining screws  
top: M8  
side: M8/M10/M12  
Material: AL 6060T6



**Art. 093**  
Pantile Roof Hook Standard  
Plate: 180x50x4, (12x)Hole: Ø7mm  
Bar: 30x5, long Hole: 9x47  
Use: pantile roof  
Material: A2 1.4301 stainless steel, shot blasting



**Art. 0129**  
Hammerhead screws 28/15  
Measurements:  
M8 16÷70  
M10 16÷100  
Use: Mounting Rail Art. 0110  
Material: A2 1.4301 stainless steel



**Art. 0134**  
Hexagon flange nuts with serration  
DIN 6923  
M6  
M8  
M10  
M12  
Material: 1.4301 A2



**Art. 0132**  
Hexagon socket cap screws DIN 912  
with serration  
M8 12÷60  
Material: A2 1.4301 stainless steel



**Art. 080**  
T-slot nuts, self aligning with spring ball  
M8  
Used with hexagon socket cap screw  
Art. 0132  
Use: for Mounting Rails Art. 0109, Art. 0110, Art. 062, Art. 0111, Art. 0112  
Material: AL 6060T6



**Art. 0147**  
Click  
M8  
Material: Aluminium  
for rails: Art. 0109, Art. 0111



**Art. 073**  
Middle Clamp  
Length: 50mm (standard)  
Length: 60mm – 100mm  
Height: 30mm  
Thickness: 3mm  
Colors: plain aluminium/black  
Material: AL 6060T6



**Art. 075**  
End clamp  
Length: 50 (standard)  
Length: 70mm  
Height: from 30mm to 50mm  
Thickness: 3mm  
Colors: plain aluminium/black  
Material: AL 6060T6



**Art. 0127**  
Screw TCS with serration  
M6 60÷160  
M8 60÷400  
Use: Roof Hook  
Material: A2 1.4301 stainless steel